

**USING AI TO
REDUCE YOUR
ACADEMIC
WORKLOAD**

**Center for
Innovation in
Teaching &
Learning**

MEET THE TEAM



Heather Rippetoe

College of Education

Whitson-Hester
School of Nursing

College of Fine Arts



Mallory Matthews

College of Business

Interdisciplinary Studies

Agriculture & Human Ecology



Lacy Means

College of
Arts & Sciences



Carrie Roberson

College of
Engineering

SESSION RESOURCES

- Session will be recorded.
- Slide deck will be shared.
- We will be in the chat to answer any questions.
- Book a consultation with your instructional designer!







AGENDA

- Overview of AI Tools
- How to use AI to reduce your academic workload?
 - **A** - Automate Tasks
 - **B** - Brainstorm Questions
 - **C** - Create Rubrics
 - **D** - Discover Misconceptions

Navigating AI Chatbots: Comparative Guide from AI for Education

Chatbot Cheatsheet

AI for Education

	 ChatGPT	 Claude	 Google Gemini	 Microsoft Copilot
Key Features	<ul style="list-style-type: none"> Text generation File attachment (very limited in free) Image generation (paid) GPTs (access in free, build in paid) 	<ul style="list-style-type: none"> Text generation File attachment (free) Process visual inputs Focus on ethics and safety 	<ul style="list-style-type: none"> Multimodal inputs (text, images, and audio) Image generation (free) Data analysis Internet access 	<ul style="list-style-type: none"> Multimodal inputs (text, images, and audio) Image generation (free) Data analysis Internet access
Best for...	<ul style="list-style-type: none"> Basic writing tasks Language translations Writing code 	<ul style="list-style-type: none"> Working with files Creating interactive elements Sophisticated writing tasks 	<ul style="list-style-type: none"> Complex reasoning tasks Working with Google tools (Gmail, Docs, YouTube, etc.) 	<ul style="list-style-type: none"> Working with Microsoft suite Data analysis with Excel
Limitations	<ul style="list-style-type: none"> Generic writing style Free version has limited functionality No internet access in free version 	<ul style="list-style-type: none"> Usage limitations (30 messages/day on free plan) No image generation No internet access 	Limited image generation (no people)	No document uploads on free version
Cost	Free plan or \$20/month	Free plan or \$20/month	Free plan or \$19.99/month	Free plan or \$20/month


WHAT IS COPILOT?

- AI-powered assistant designed to enhance productivity
- Provides intelligent suggestions and can automate repetitive tasks
- Offers insights based on data analysis
- Improves efficiency and effectiveness in completing tasks

INSTANT POLL QUESTION: WHO HAS USED COPILOT?

If yes, answer in chat how you used this application.

If no, answer in chat if you have used other AI tools.



HOW DO I ACCESS COPILOT?

- Open Microsoft Edge browser on your computer
- Click on Copilot icon
- Start asking questions, generating content, or getting assistance



Your everyday AI companion



Cookeville

86°F



Search work and the web



Homepage



Magnet School



carwa.com



ChatGPT



Gemin



Microsoft Ex...



Feedback/Su...



Tech Trends...



SSP



Tennessee T...



TNTech



Audible



Dashboard



Tennessee T...



Add shortcut

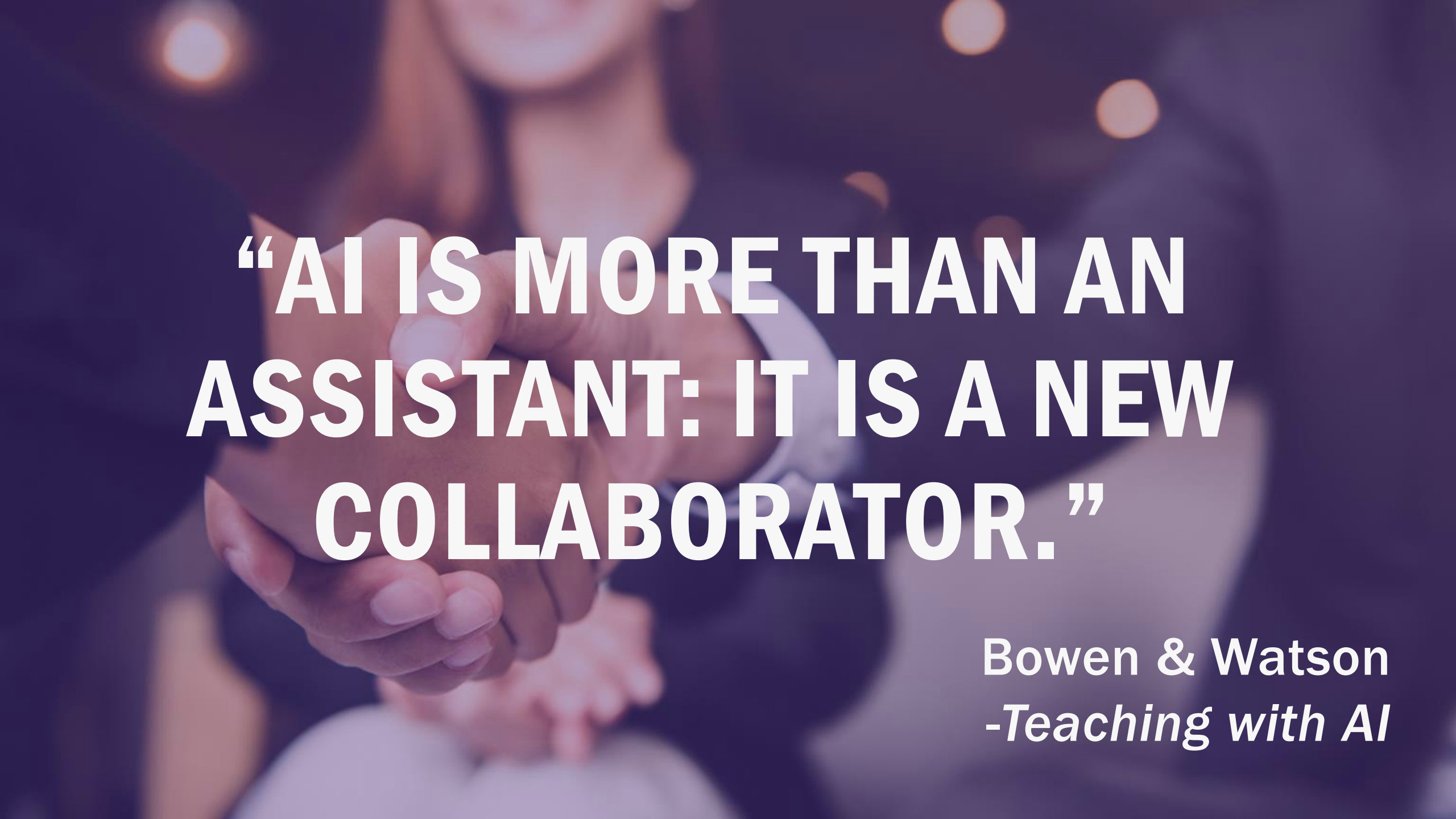
→ Strong gusty winds tomorrow

Work feed Discover Following

News Sports Play Money Gaming Weather Watch Learning Shopping Health Travel Traffic Autos Real Estate

Personalize

Feed settings



**“AI IS MORE THAN AN
ASSISTANT: IT IS A NEW
COLLABORATOR.”**

Bowen & Watson
-Teaching with AI

PROMPTING & INTERACTING WITH AI

Putting AI to Work for YOU!

[GenAI Chatbot Prompt Library for Educators](#)

AUTOMATING TASKS



“AI can already do many things faster than humans can, and it is especially good at the skilled and detailed but repetitive jobs that are part of much educated expert work. AI can alphabetize, format, scan, summarize, collate, and translate at dramatically increased scale and speed.”

Bowen & Watson
-Teaching with AI

TASK EXAMPLES

- AI can help with small, time-consuming tasks-freeing up more time in your schedule.
- Example: creating the dates in a pacing guide
Weekly Date Ranges

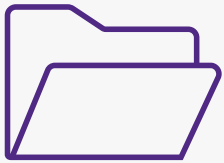
I need a course schedule template that has these weeks in one column, lessons in the middle, and assignments at the end. 10/7-10/18 is Fall break, please note that.



Here's a simple course schedule template based on your requirements:

Week	Lessons	Assignments
8/5-8/9		
8/12-8/16		
8/19-8/23		
8/26-8/30		
9/2-9/6		
9/9-9/13		
9/16-9/20		
9/23-9/27		
9/30-10/4		
10/7-10/18	Fall Break	No Assignments
10/21-10/25		
10/28-11/1		
11/4-11/8		
11/11-11/15		

AUTOMATING TASKS



Summarize Files



Generate Images



Synthesize Schedules

Schedule Example:

Student A would like 10 hours a week, has class on MWF and is free on TR

Student B would like 15 hours, or as close as possible, has school on TR, but is available MWF

Student C would like 12-15 hours, or as close as possible, has school on MTWF, but is available M from 12-4:30, Tuesday from 1-4:30, Wednesday from 8-11:30, and all day Thursday, and not available on Friday.

Student D would like 10-15 hours, or as close as possible, has school on MTWR, but is available MW from 8-12, and TR from 12-4:30 and all day Friday.

You are the manager in charge of student work schedules. You need to devise a work schedule for these students in your office. The office hours are from 8-4:30. You need one student in the office M-F, without overlapping, from 8-4:30. Put this in table format. If you need additional information, please let me know.

To create a work schedule that meets the office's needs while considering the availability and preferences of the students, I've designed the following table. The schedule ensures that there is coverage in the office from 8:00 AM to 4:30 PM, Monday through Friday, without overlapping shifts.

Here is the proposed work schedule:

Day	8:00 AM - 12:00 PM	12:00 PM - 4:30 PM	Total Hours (per day)
Monday	Student D (8:00 - 12:00)	Student C (12:00 - 4:30)	8.5 hours
Tuesday	Student A (8:00 - 12:00)	Student C (12:00 - 4:30)	8.5 hours
Wednesday	Student D (8:00 - 11:30)	Student A (11:30 - 4:30)	8.5 hours
Thursday	Student B (8:00 - 12:00)	Student C (12:00 - 4:30)	8.5 hours
Friday	Student D (8:00 - 4:30)		8.5 hours

Breakdown of Hours Per Student:

- **Student A:** 10.5 hours (Tuesday: 8:00-12:00, Wednesday: 11:30-4:30)
- **Student B:** 12.5 hours (Thursday: 8:00-12:00, Friday: 8:00-4:30)
- **Student C:** 15 hours (Monday: 12:00-4:30, Tuesday: 12:00-4:30, Thursday: 12:00-4:30)
- **Student D:** 15 hours (Monday: 8:00-12:00, Wednesday: 8:00-11:30, Friday: 8:00-4:30)

This schedule aligns with the office's operational needs and the students' availability and preferences. Let me know if any adjustments are required.

TEACHING WITH AI

COURSE DEVELOPMENT

- Develop and refine learning objectives
- Check for alignment between assessments and goals
- Syllabus wording
- Student friendly tone

TEACHING

- Create templates for students to use
- Feedback on lesson plans
- Ideas for enhancing the course content
- Real World Connections
- Refresh current assignments

ASSESSING

- Create Rubrics with AI
- Assignment instructions
- Exemplar/Non exemplar models
- Generate case studies
- Quizzes

BRAINSTORMING QUESTIONS



BRAINSTORM QUESTIONS WITH AI

Types of questions:

- Discussion Forums/Boards
- Class Discussion Questions
- Essential Questions
- Retrieval Practice
- Quiz / Test Questions



BENEFITS OF BRAINSTORMING WITH AI



Enhances Creativity



Ensures Variety



Saves You Time

BRAINSTORMING QUESTIONS

ChatGPT / Copilot

- Provide ChatGPT or Copilot with the topic and key concepts.
- Ask the AI to generate multiple-choice or short-answer questions.
- Review and select the most relevant questions.

Create a 20 question multiple choice or short-answer quiz about the fundamentals of ASL



Here's a 20-question quiz about the fundamentals of American Sign Language (ASL):

Multiple Choice Questions

1. What does ASL stand for?
 - a) American Speaking Language
 - b) American Sign Language
 - c) American Signal Language
 - d) American Standard Language
2. Which hand is typically used as the dominant hand in ASL?
 - a) Left hand
 - b) Right hand
 - c) Either hand, depending on the signer
 - d) Both hands equally
3. What is the ASL sign for "thank you"?
 - a) Touching the chin and moving the hand outward
 - b) Waving the hand in front of the face
 - c) Tapping the chest twice
 - d) Making a thumbs-up gesture

CREATING RUBRICS




CREATING RUBRICS



Criteria Suggestion

AI can suggest relevant criteria based on the learning objectives and course content, ensuring a comprehensive assessment.



Performance Level Descriptions

By analyzing previous rubrics and assessments, AI can help draft detailed descriptions for each performance level, providing clarity and consistency.



Rubric Customization

AI can offer customizable templates that instructors can modify to fit their specific needs, saving time on rubric creation.

EXAMPLE RUBRIC

Criteria	Level 5 5 points	Level 3 3 points	Level 1 1 point	Criterion Score
Response to the Prompt	5 points: Fully addresses all aspects of the prompt.	3 points: Addresses some aspects of the prompt.	1 point: Minimally addresses the prompt.	/ 5
Word Count or Video Length	5 points: Meets or exceeds 150 words or provides a 2-3 minute video.	3 points: Below 150 words or less than 2 minutes.	1 point: Significantly below 150 words or very short video.	/ 5
Engagement and Critical Thinking	5 points: Demonstrates deep understanding, critical thinking, and provides insightful analysis or reflection.	3 points: Demonstrates some understanding and critical thinking with limited analysis or reflection.	1 point: Demonstrates very limited understanding and critical thinking with no analysis or reflection.	/ 5
Response to Peer's Post	5 points: Responds to a peer's post in an intelligent and respectful manner, providing thoughtful and constructive feedback or additional insights.	3 points: Responds to a peer's post with limited feedback or insights.	1 point: Responds to a peer's post in a superficial manner with no meaningful feedback or insights or does not respond to a peer's post at all.	/ 5

Total

/ 20

SEE IT IN ACTION



Creating a
Rubric

DISCOVERING MISCONCEPTIONS



Tennessee
TECH



HOW CAN EDUCATORS USE AI TO BETTER UNDERSTAND & PREDICT STUDENT MISCONCEPTIONS?

DISCOVERING MISCONCEPTIONS



"AI, please look over this lesson plan and tell me where students may be confused. What holes do you see in this content?"



"AI, please analyze the assignment instructions for this final project and break them down into more manageable steps. Include feedback about any parts that may confuse students"



"AI, 75% of my students missed this question {insert question}. Provide ideas, videos, and links to give to students to mediate the misconception. Check out this Copilot example.



MISCONCEPTION EXAMPLES

- Identifying patterns in student errors
- Enhancing clarity in assignment instructions
- Simplifying syllabus language for students
- Anticipating and addressing student misunderstandings
- Improving feedback loops for misunderstood concepts
- Customizing guidance based on student responses
- Chunking complex concepts into digestible formats

Resources:

Video Tutorials

- [MS CoPilot Lab\(opens in a new tab\)](#)
- [Using CoPilot in Outlook Email\(opens in a new tab\) Scott Brandt \[15:42\]](#)
- [7 Essential Copilot AI Tips for Microsoft Outlook Users\(opens in a new tab\) Teacher's Tech \[9:19\]](#)
- [How to Use Microsoft Copilot in PowerPoint & Save Time\(opens in a new tab\) Scott Brandt \[11:26\]](#)
- [Best Prompts for Copilot in Excel\(opens in a new tab\) DataRift \[8:02\]](#)
- [How to use Copilot in Excel \(Step-by-Step Guide\)\(opens in a new tab\) Teacher's Tech \[13:50\]](#)
- [\(opens in a new tab\)Official Microsoft Copilot Tips Playlist\(opens in a new tab\) \[Short Videos\]](#)
- [Introducing Microsoft Copilot App\(opens in a new tab\) \[1:06\]](#)

Other

- [Chatbot Cheatsheet — AI for Education](#)
- Bowen, J. A., & Watson, C. E. (2024). Teaching with AI: A practical guide to a new era of human learning. Johns Hopkins University Press.

THANK YOU!



[Feedback Survey](#)

Next Week's Session:

Top 10 Takeaways from Summer Series: Teaching with AI

[Register](#)

[Book a Consultation](#)

Questions, Comments, Concerns?

POLL QUESTION: MULTI-SELECT

Which of these would you like to see demonstrated with AI?